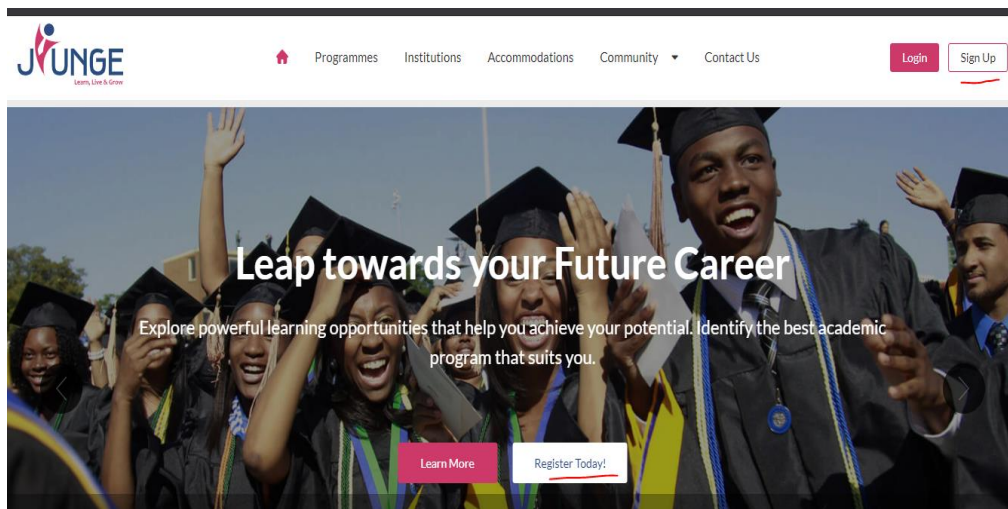


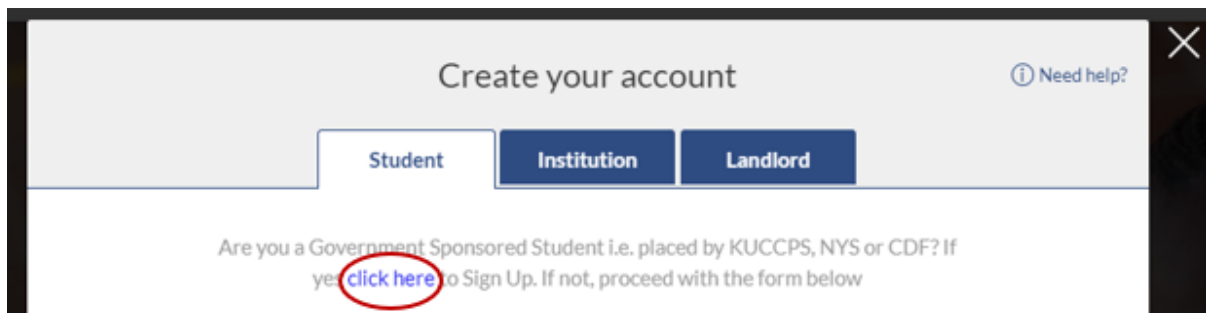


SPONSORED (GOVERNMENT PLACED: KUCCPS, WINGS TO FLY, CDF) STUDENTS USER GUIDE

1. Students to log in to www.jiunge.com through their smart phones, tablets, laptops, or desktop computer
2. Click on “Sign Up” or “Register today!” as shown from the image below.



3. From the sign up window, click on the link that follows the question, “Are you a sponsored student?” in order to sign up.



4. Enter your personal details as displayed below: These details include **name**, **mobile number**, **gender**, **email address**, **country** and a **strong password**.

Student Registration

29562907/2020 Verified

SONGOK MATHEW KIBET

Kenya (+254) 0701234567

songoksongok@yopmail.com

Kenya

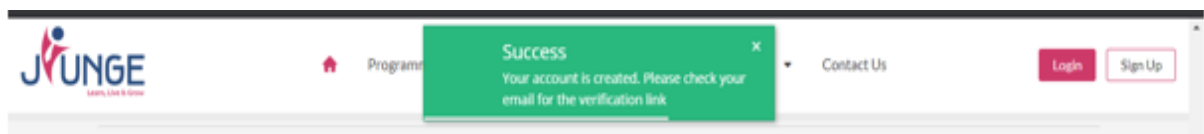
Select Gender

5. After completing and confirming your details, check the terms and conditions box and click on **submit**

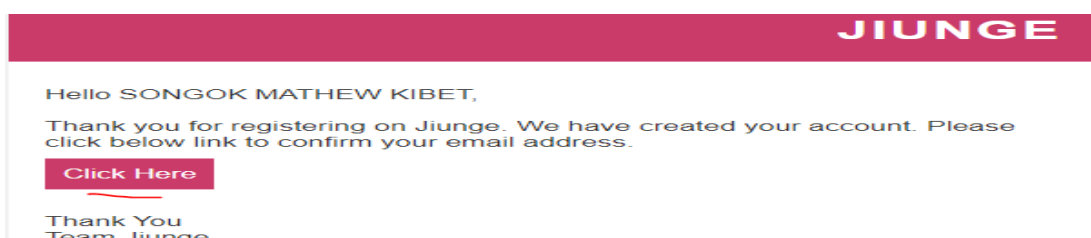
I Agree to [Terms & Conditions](#)

Submit

6. After clicking the submit button, you will receive a confirmation notification as shown below

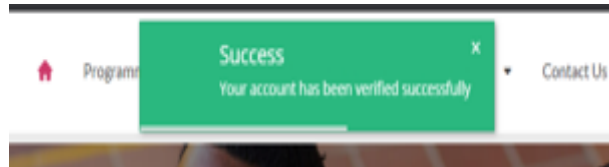


7. Log in to your email account where you will receive the email as shown below. Click on the "Click here" button to finally activate your Jiunge account





8. Log in to your Jiunge account after receiving the account verification notification



Account Login Need help?

StudentInstitutionLandlord

songksongok@yopmail.com

●●●●●●●●●● 👁

[Forgot Password?](#)

Login

9. Once logged in, you are able to view your application status and also **download your Admission Letter**.

The dashboard shows the user profile for SONGOK MATHIEW KIBET, a STUDENT at COAST INSTITUTE OF TECHNOLOGY. The registration number is N/A. Navigation options include Programmes, Institutions, Accommodation, and Need Help? (support@junge.com, +254 717 421111). The 'My Applications' section displays an application for ICT TECHNICIAN LEVEL 6 at COAST INSTITUTE OF TECHNOLOGY, Main Campus, Voi, Intake: MAY/SEPTEMBER 2020 INT&KF. The application status is 'Application Approved' and a red arrow points to the 'Download Admission Letter' button. The 'My Bookings' section shows a message: 'You have not done any booking yet. All your bookings will be displayed here' with a button to 'Get a place to live. Book a hostel today'.



10. To download other admission related documents such as fee structure, medical form, bio data form etc., go to **“My Documents”**. You will be able to download and also re-upload the required documents. For documents that need re-uploading, they are displayed with the “Upload” option. A student will therefore download the relevant document, fill, sign, scan and finally re-upload it back to the institution.

My Documents Dashboard > My Documents > Listing

Institution	Document Category	Admission Number	Uploaded Date	Uploaded Document	Action
COAST INSTITUTE OF TECHNOLOGY	Medical Form				Download Upload
COAST INSTITUTE OF TECHNOLOGY	Students Registration Form				Download Upload
COAST INSTITUTE OF TECHNOLOGY	Students Code of Conduct				Download
COAST INSTITUTE OF TECHNOLOGY	Application Form				Download Upload
COAST INSTITUTE OF TECHNOLOGY	Course Requirements				Download