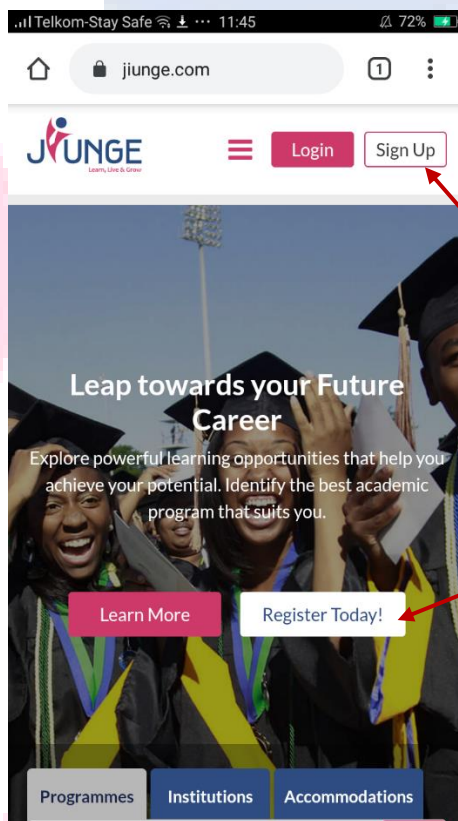


JIUNGE HOSTEL BOOKING USER MANUAL

Load a Browser on your phone or laptop e.g. Chrome, Mozilla etc. Search JIUNGE.

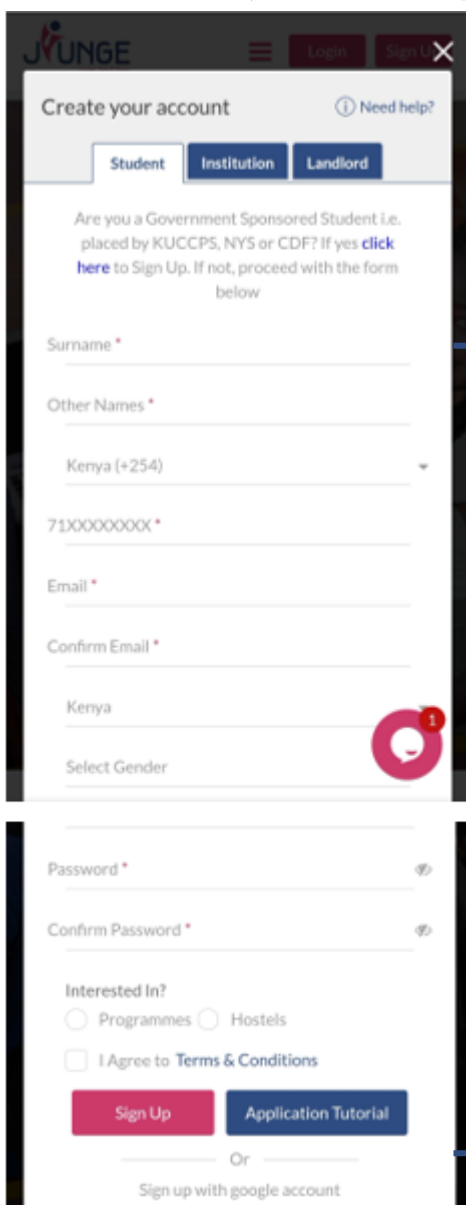
Then the JIUNGE homepage will load as shown below. www.jiunge.com

On the homepage, navigate to the **'Sign Up'** tab as shown.



STEP 1

Click **Sign Up**
OR
Register Today



STEP 2

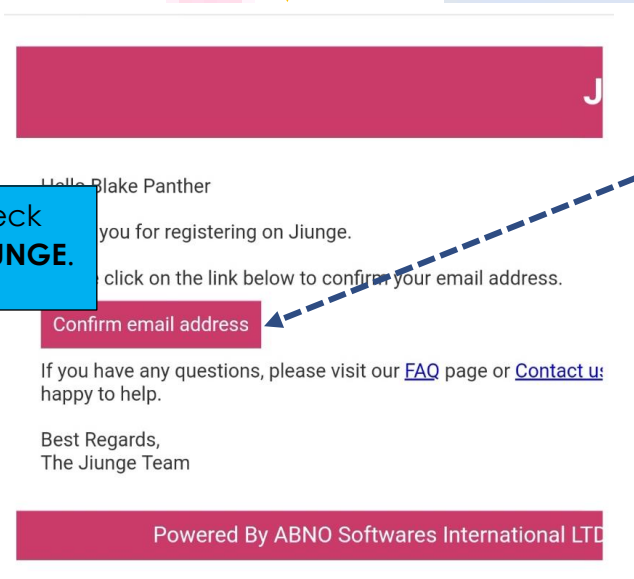
Add Personal Details

- a) Name,
- b) Phone Number (Please enter your primary phone number as it may be used in the making of payment)
- c) Email Address (This is for verification purposes)
- d) Gender
- e) Password; this should meet the criteria as shown.
- f) Select **Accommodation** option,
- g) Check to Agree on the **Terms & Conditions**; if you wish to view, click on the link.

Success ×
Your account is created. Please check your email for the verification link

STEP 3

Go to your email to check the notification from **JIUNGE**.



Click on the **'Confirm Email Address'** as shown above.

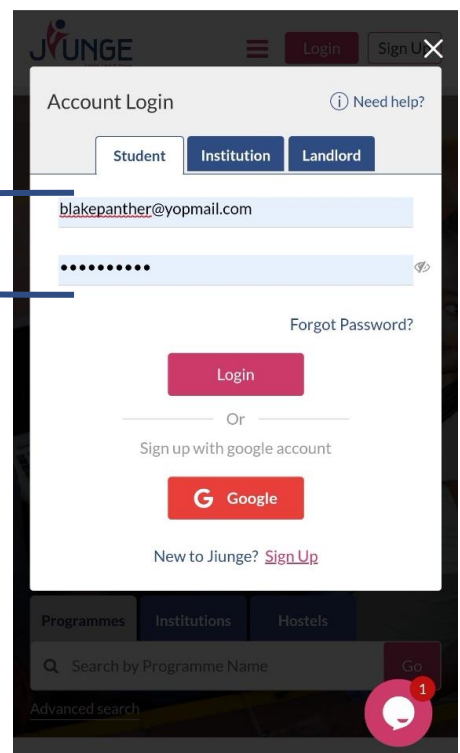
This will take you to the *JIUNGE* homepage accompanied by this notification.

Success

Your account has been verified successfully

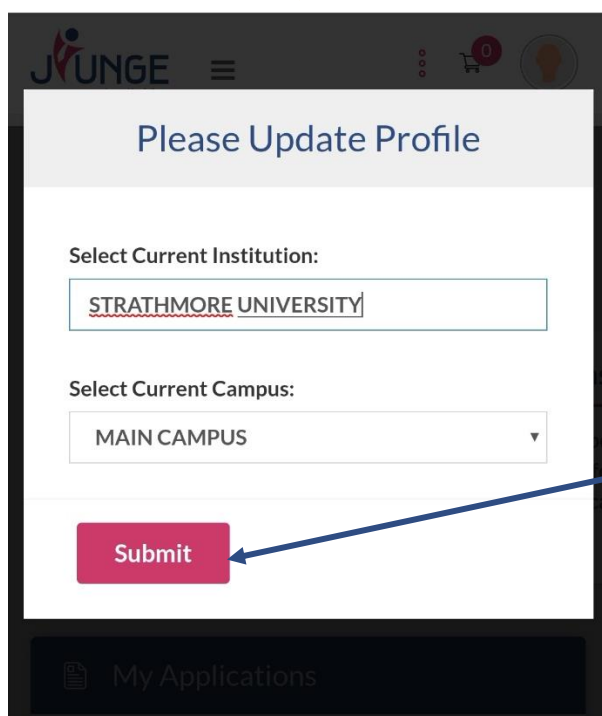
STEP 4

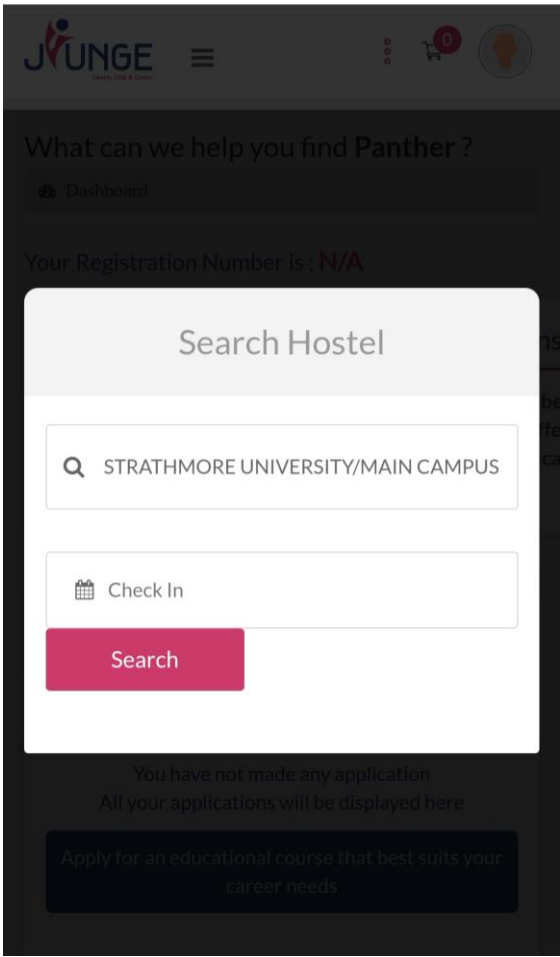
- Click on the **'Login'** button as shown.
- Enter your credentials to login to your new account



STEP 5

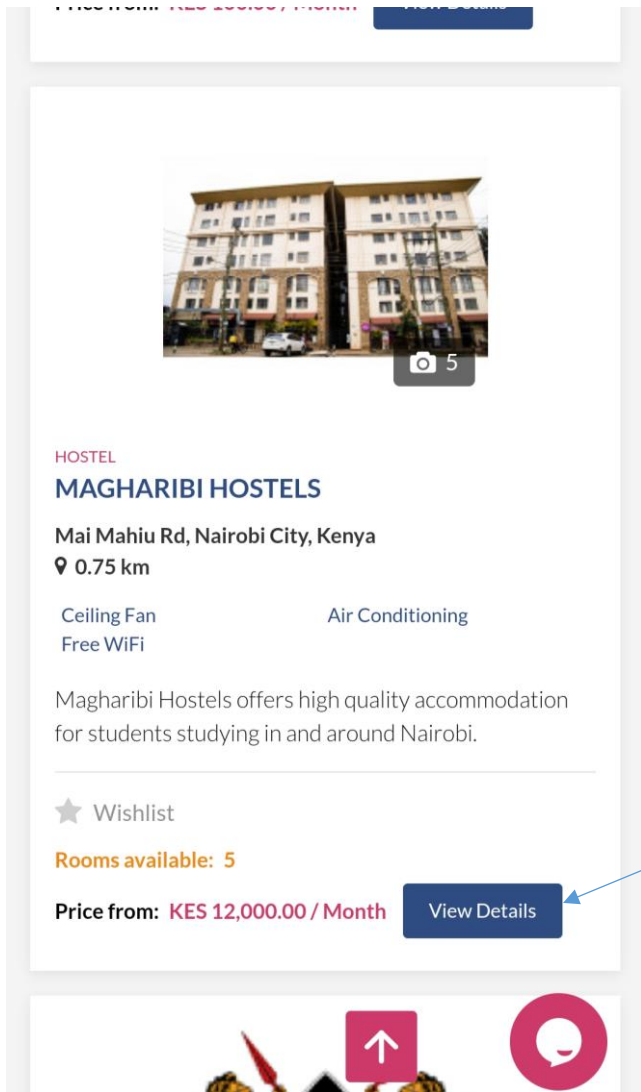
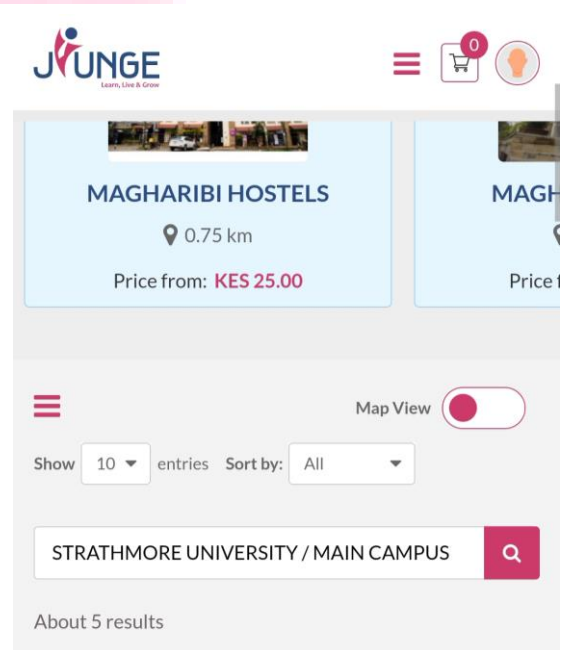
- Select the institution in which you school and the campus.
- Click on **Submit** once you have updated your profile.





STEP 6

- Choose the date which you wish to check in to the hostel room.
- Click **Search** to get a list of all the available hostels and rooms available around your selected campus.



STEP 7

- Navigate through the hostels to choose the one that you like. View the general information about the hostel (Price, amenities etc.)
- Click **'View Details'** to see what the hostel is all about.

• Click '**View Details**' to get the pricing and room capacity of the particular room.

STEP 8

KES 12,000.00 / Month
View Pricing Options ?
View Details
Book Now

MH - 002
Sleeps 2

KES 12,000.00 / Month
View Pricing Options ?
View Details
Book Now

MH - 003
Sleeps 2

KES 12,000.00 / Month
View Pricing Options ?
View Details
Book Now

MH - 004
Sleeps 2

KES 12,000.00 / Month
View Pricing Options ?
View Details
Book Now

MH - 005
Sleeps 2

Room Details

Room Name	MH - 001
Deposit Amount	KES 12,000.00
Property Name	MAGHARIBI HOSTELS
Rent	KES 12,000.00 / Month
Max Pax	2
Room Type	Double Room
Is Deposit Refundable ?	Yes
Allowed Gender	Female
Amount Payable on Booking	KES 12,000.00
Available Pax	2

Rooms Amenities

STEP 9

i. Click '**Book Now**'.

ii. Click the second '**Book Now**' to confirm your booking.

JUNGE

Request a Booking

26-05-2021

Check Out Date(optional)

STRATHMORE UNIVERSITY

KES 12000.00(2Max Pax)

Note: Total distance between chosen STRATHMORE UNIVERSITY and MAGHARIBI HOSTELS is 0.75 KM

Book Now

Sleeps 2

Book Now

KES 12,000.00 / Month

Success
Booking Successful

Payment Section
You can apply for multiple programmes or hostels options at once

STEP 10

i. Click the Button shown

Programmes
Apply for an educational course that best suits your career needs.

Hostel

MAGHARIBI HOSTELS

Total:
KES 12,000.00

Total 1 hostel selected
KES 12,000.00

ii. Click 'Pay With Mpesa'

Pay With Mpesa

Pay With Card

STEP 11

i. Click 'Pay Now'

ii. Enter PIN as requested by the prompt on your

Mpesa Phone Number

254703949526

Pay Now

OR

- Go to Safaricom Menu
- Select M-PESA
- Select Lipa na MPESA
- Select Paybill
- Enter Business No: 601380
- Enter Account No: R5BY9OL3
- Enter Amount (without commas): 50
- then Confirm

Alphabets
4

CANCEL OK

Mpesa Phone Number

254703949526

Pay Now

OR

- Go to Safaricom Menu
- Select M-PESA
- Select Lipa na MPESA
- Select Paybill
- Processing... Please wait
- (Please do not press back or refresh)
- Enter Account No: R5BY9OL3
- Enter Amount (without commas): 50
- then Confirm

Send, wait for a reply

Success

Payment process has been completed.

Your payment has been successfully completed.

Hostel

MAGHARIBI HOSTELS

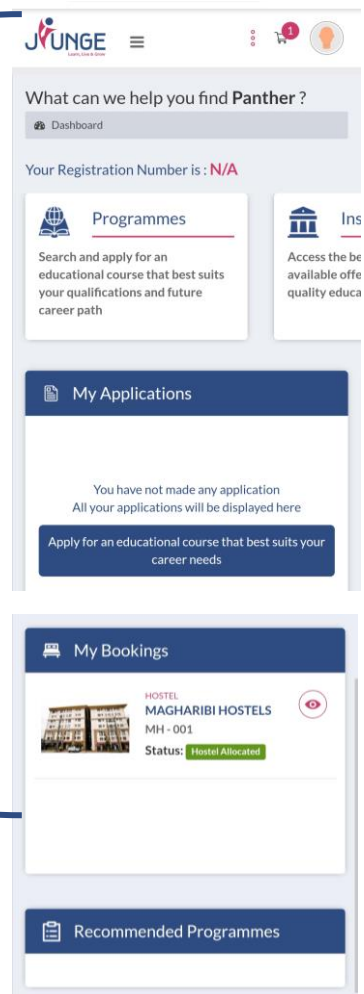
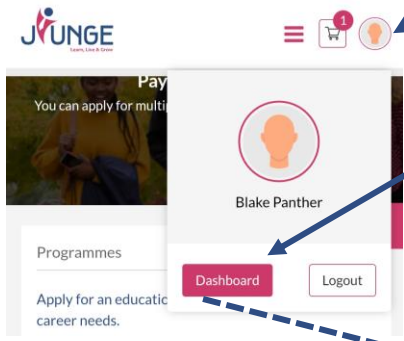
MH - 001

Booking dates



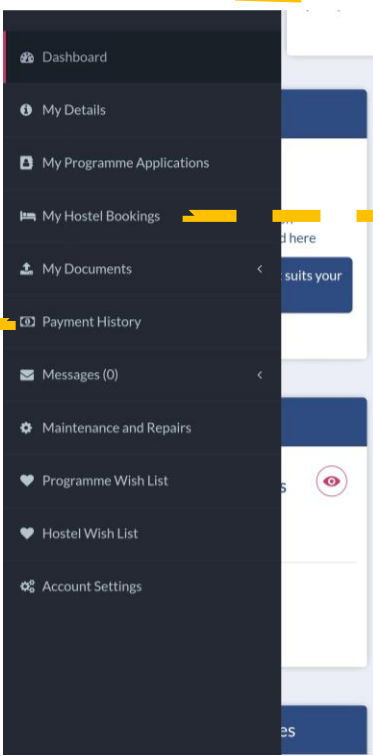
STEP 12

- i. Click on the icon to access the portal Dashboard.
- ii. Click the 'Dashboard' Button



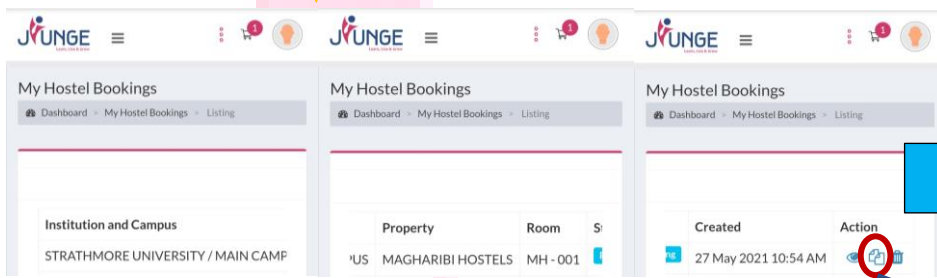
STEP 13

Click as shown to access the menu



STEP 14

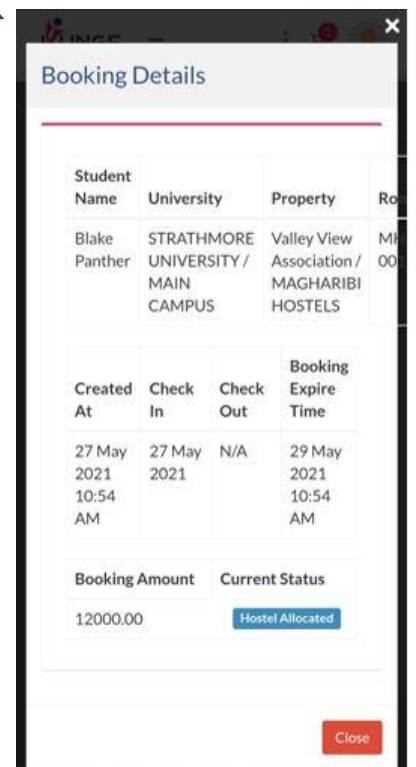
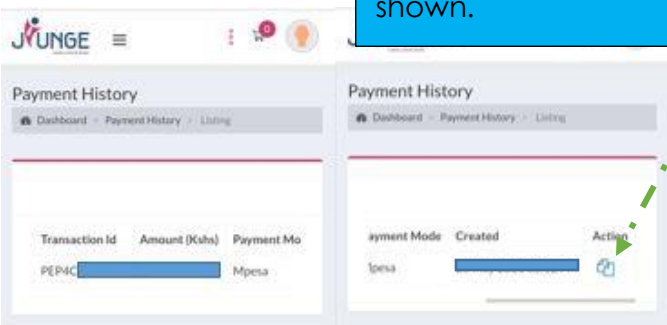
i. Click on 'My Hostel



ii. Click the paper icon

STEP 15

Click 'Payment History' to access your payment details including receipt. (Receipt/Invoice can be downloaded by clicking the paper icon as shown).



ENJOY YOUR STAY IN THE HOSTEL OF YOUR CHOOSING.

Need help?

You can reach us through our support channels i.e. support@junge.com or call us on **0717421111** or **0111019811**.